

The Camping Holiday




Week 2 Book 3

The Camping Holiday




Week 2 Book 3


They arrive at the camp-site.



They arrive at the camp-site.



Dad makes a fire. He carries a log.



2.

Dad makes a fire. He carries a log.



2.

Dad and Jim are hungry.
They cook lunch.



3.

Dad and Jim are hungry.
They cook lunch.



3.

After lunch Chloe eats an ice-cream and Jim eats an apple.



After lunch Chloe eats an ice-cream and Jim eats an apple.



Rusty eats a bone.



Rusty eats a bone.




Jim climbs the tree.
Then he falls. He cries.




Jim climbs the tree.
Then he falls. He cries.



Dad runs to help Jim.



Dad runs to help Jim.



Chloe plays ball. She plays ball with Rusty.



Chloe plays ball. She plays ball with Rusty.



Jim plays hide-and-seek. He hides in the bin.



Jim plays hide-and-seek. He hides in the bin.



Rusty finds Jim.



10.

Rusty finds Jim.



10.

Jim runs with his kite. Dad chases Jim.



Jim runs with his kite. Dad chases Jim.



☆
At night-time they sleep.



12.

☆
At night-time they sleep.



12.

Goodbye



Goodbye



Week 2 Flashcards for Book 3 'Get the verb right'

Aim: To reinforce 3rd person verbs that correspond with the given pronoun.

Number of players: 1, 2, or a small group.

How to play:

The following two slides contain the pronouns 'he', 'she' and 'they' and 3rd person verbs that appear in Book 3. These require printing and cutting along the grid lines.

- The children can:
 1. Try to match the pronouns with a corresponding verb.
 2. Read the pronoun and verb with comprehension.
 3. Find the correct pronoun and verb by lip-reading/listening/interpreting BSL.
 4. Create their own sentence using a corresponding pronoun and verb.
 5. Write a sentence using a corresponding pronoun and verb.

Week 2 Flashcards for Book 3 'Get the verb right'

Aim: To reinforce 3rd person verbs that correspond with the given pronoun.

Number of players: 1, 2, or a small group.

How to play:

The following two slides contain the pronouns 'he', 'she' and 'they' and 3rd person verbs that appear in Book 3. These require printing and cutting along the grid lines.

- The children can:
 1. Try to match the pronouns with a corresponding verb.
 2. Read the pronoun and verb with comprehension.
 3. Find the correct pronoun and verb by lip-reading/listening/interpreting BSL.
 4. Create their own sentence using a corresponding pronoun and verb.
 5. Write a sentence using a corresponding pronoun and verb.

arrive	carry	eat	fall	run
arrives	carries	eats	falls	runs
make	cook	climb	cry	play
makes	cooks	climbs	cries	plays
arrive	carry	eat	fall	run
arrives	carries	eats	falls	runs
make	cook	climb	cry	play
makes	cooks	climbs	cries	plays

hide	chase	They	He	She
hides	chases	He	She	They
find	sleep	She	They	He
finds	sleeps	They	He	She

hide	chase	They	He	She
hides	chases	He	She	They
find	sleep	She	They	He
finds	sleeps	They	He	She