

'Look at the picture'








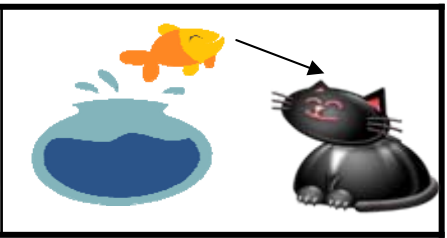






Aim:

To reinforce sentence structure

Number of players: 2



How to play:

- The domino cards are shared between the children.
- One child places a card in the centre facing up, so they can see the pictures or read the sentences depending on the card.
- They take alternate turns placing a card next to the one in the centre, matching a card correctly with the picture or the sentence at either end of the domino card.
- If the child doesn't have a card that matches, the other child takes the turn.
- The game continues until one of the children has used all their cards.



The girl hits
the ball.

The balloon
carries the
man.



The dog smells
the cat.

The car
overtook the
bicycle.

The cat saw the
bird.

The bicycle
overtook the
car.

The man gives a
present to the
woman.

The man
carries the
balloon.



The bird saw
the cat.

The mum kisses
the boy.

The man is
pushing the
woman.

The ball hits
the girl.

The cat scared
the man.

The boy kisses
the mum.



The boy looks
at the kitten.

The girl hugs
the woman.

The boy writes
to the girl.

The cat smells
the dog.

The woman hugs
the girl.

The cat sees
the fish.

The fish sees
the cat.

The woman is
pushing the
man.

The girl writes
to the boy.

The woman
gives a present
to the man.

The man scared
the cat.

The kitten
looks at the
boy.