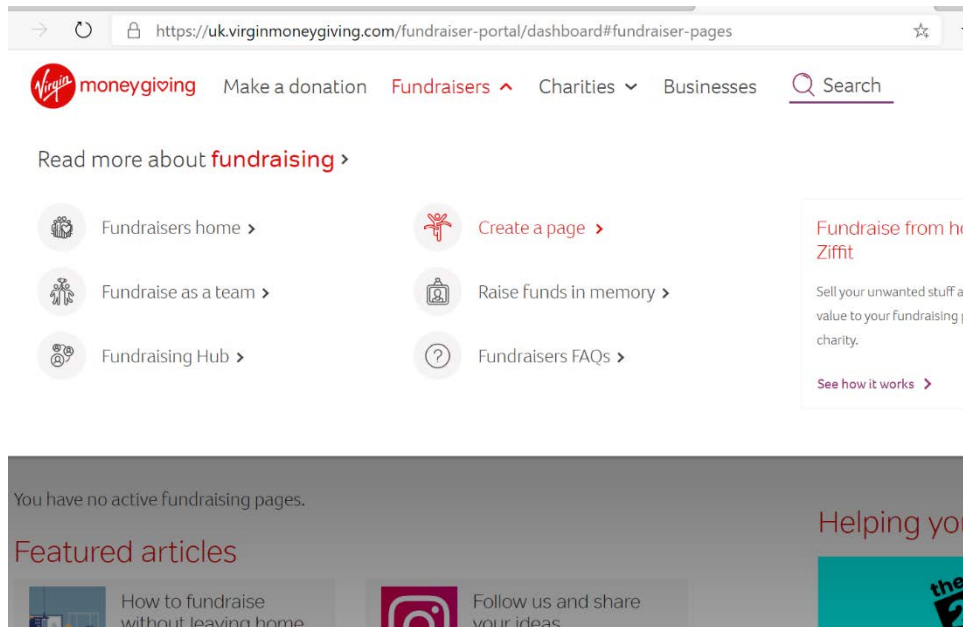


How to create a Virgin Money fundraising page

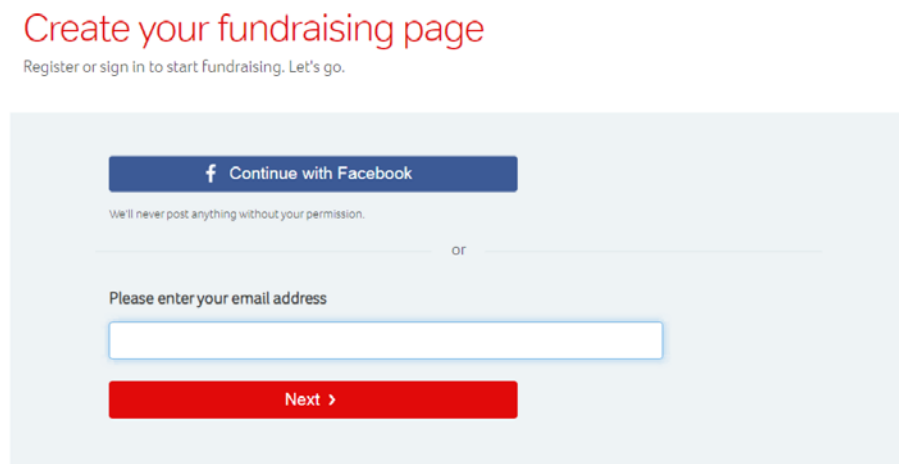
Step 1) First, visit www.virginmoneygiving.com.

If you have used the site before, log in using your account details and skip to step 1a.

If not, you can register by clicking on Fundraisers at the top of the page and selecting the “Crate a page” option in the menu.



To register, enter your email address into the box above the red “next” button.



Once you click next, the page will update and ask for further information in the form below.

Please enter your email address

First name

Please tell us your **first name**

Last name

Start typing your address or postcode here ¹

> [Enter address manually](#)

Your password

Show password as I type
(not in a public place)

I am 18 or over ¹

Yes No

I'm happy to be contacted by:

Virgin Money Giving about their news, different fundraising challenges and other Virgin Money Giving and Virgin Money products and services by email

Our aim is to inspire you, not bombard you. If you change your mind it's easy to unsubscribe in our emails.

Read about how we use your information in our [Privacy Policy](#).

I have read and agree to the [Terms & Conditions](#).

[Register >](#)

Skip to step 2

Step 1a) If you have used Virgin Money giving before, once you are logged in, click on the Fundraisers menu and select "Create a page".

→ ↻ 🔒 https://uk.virginmoneygiving.com/fundraiser-portal/dashboard#fundraiser-pages ☆

Virgin moneygiving Make a donation Fundraisers ^ Charities v Businesses 🔍 Search

Read more about **fundraising** >

- Fundraisers home >
- Fundraise as a team >
- Fundraising Hub >
- Create a page >
- Raise funds in memory >
- Fundraisers FAQs >

Fundraise from home Ziffit

Sell your unwanted stuff at value to your fundraising charity.

[See how it works >](#)

You have no active fundraising pages.

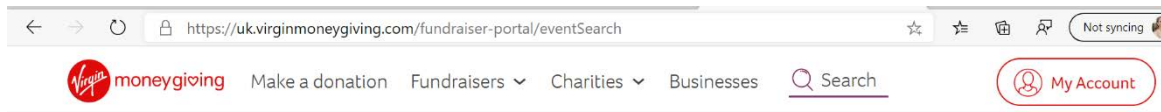
Featured articles

- How to fundraise without leaving home
- Follow us and share your ideas

Helping you

Step 2)

You will be taken to this page. This section is all about your fundraising activity, what it is and when you are doing it. Type in the fundraising activity you are doing. After you have done, click next.



The screenshot shows the top navigation bar of the Virgin Money Giving website. It includes the Virgin Money Giving logo, links for 'Make a donation', 'Fundraisers', 'Charities', and 'Businesses', a search bar, and a 'My Account' button. The browser address bar shows the URL: https://uk.virginmoneygiving.com/fundraiser-portal/eventSearch.

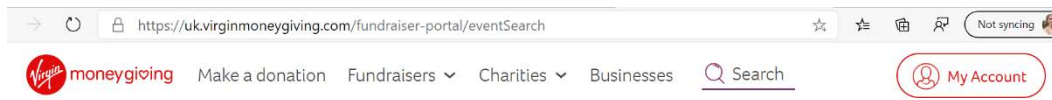
What is your fundraising challenge?

Joining in a big event, doing your own thing or celebrating something special? Tell us your fundraising challenge below.

What are you doing to raise money?

Next >

Enter the date your fundraising event is going to take place.



This screenshot is similar to the previous one but shows the form with the date selected. The text 'What are you doing to raise money?' is followed by a text input field containing 'Fingerspellathon'. Below that, the question 'When are you doing it?' is followed by three date selection fields: '15', 'June', and '2020'. A red 'Next >' button is at the bottom.

What is your fundraising challenge?

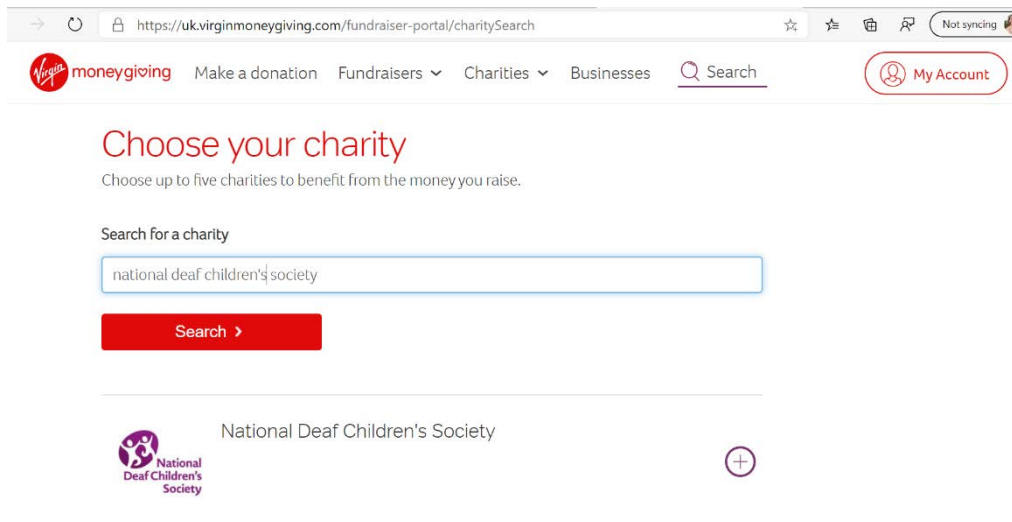
Joining in a big event, doing your own thing or celebrating something special? Tell us your fundraising challenge below.

What are you doing to raise money?

When are you doing it?

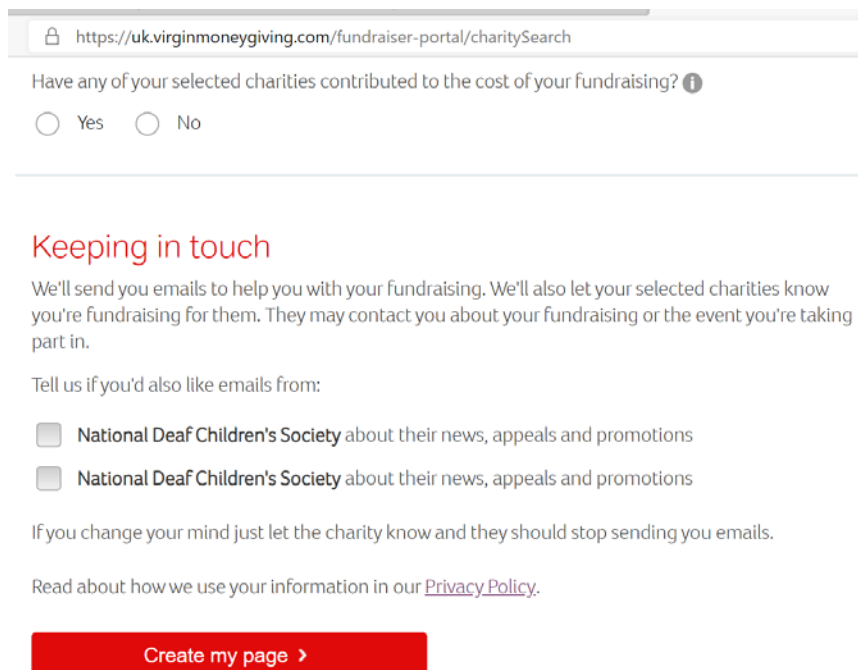
Next >

Step 3) This section is about supporting the National Deaf Children's Society. Search charity name in the search box and select us from the drop down menu by clicking on the plus sign next to our information.



Step 4) Select yes or no to whether the charity contributed to the cost of our fundraising. If you are using one of our charity places in a challenge event like the London Marathon, you need to click yes to this. Otherwise, click no.

There is also an option to opt into hearing news, appeals and promotions. Once you are done, click on create my page.



Step 5) Now your page is set up you can change your profile photo or cover photo by clicking in them and choosing the photo you want to use from your files.

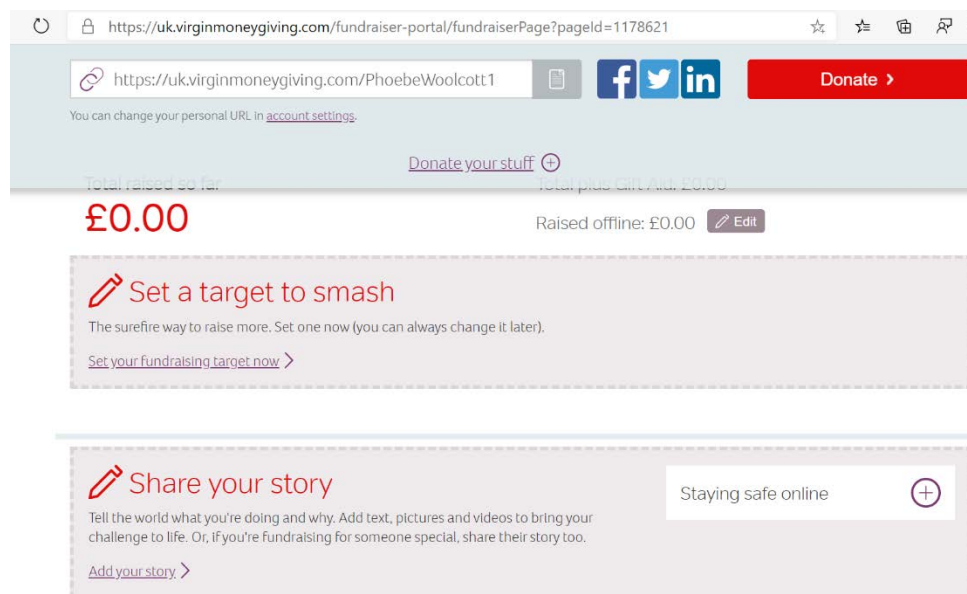


Total raised so far
£0.00

Total plus Gift Aid: £0.00

Raised offline: £0.00 [Edit](#)

If you scroll down your page, you can add your fundraising target and share your story. Pages with personal stories and targets tend to raise more than those without, so make sure you add those personal touches!



Step 6) Share your page link with family and friends on different social media or directly emailing. Don't be afraid to shout about what you are doing!

Step 7) Watch the funds roll in and get organised with your fundraising event – we'd love to hear from you and support you as much as we can. Get in touch with our team by calling 020 7014 1199 or email us on community.fundraising@ndcs.org.uk